

## Thomas Concrete of Georgia Inc

Doing Business As:

RRID: 235807  
 USDOT Number: 577281  
 MC/MX Number:  
 Operating Class: Private  
 Last MCS-150: 2012-10-11  
 Most Recent Activity: 4/10/2013 (Source: UCC)

Physical Address: 2500 Cumberland Pkwy SE, ATLANTA, GA 30339  
 Mailing Address: 2500 Cumberland Pkwy SE, ATLANTA, GA 30339  
 Primary Contact 1: Barbara Evans  
 Primary Contact 2: Johnny Senter  
 Office Phone: (770) 431-3300  
 Alternative Phone: () -  
 Mobile Phone: (770) 431-3300  
 Primary Email: barbara.evans@thomasconcrete.com



D&B® Company Name: Thomas Concrete Industries, Inc.  
 D-U-N-S® Number: 187120233  
 Parent D-U-N-S Number: 187120233  
 Location Type: Headquarters  
 Number of Locations: 97 (other locations with a D-U-N-S)  
 Employees Here: 10 (Actual)  
 Major Industry: Manufacturing  
 Primary SIC: 3273 (Ready-mixed concrete)  
 NAICS: 327320  
 Annual Sales: \$80,800,000 (Estimate)  
 Credit Risk Flag: Low  
 Year Started: 1985

### Equipment Summary

<b>Estimated Power Units</b>	<b>179</b>
USDOT Reported Power Units	179
Distinct VIN Activity in Last 36 Mo	102
USDOT Pwr Unit Ratio Tolerance Flag	Within-Tolerance

### Buying Behavior

Estimated % Equipment Leased 52.51 %  
 Estimated % Previously Operated By Another Carrier 0.00 %

### UCC Financed Eq [Finance Summary Report](#) Last 60 Mo

Vocational Eq	Dump Body, Cement Mixer, etc	70
Construction Eq	Excavator, Compactor, Paver, etc	0
Agriculture Eq	Combine, Tractor, etc.	0
Logging Eq	Feller Buncher, etc.	0

### USDOT Reported Equipment

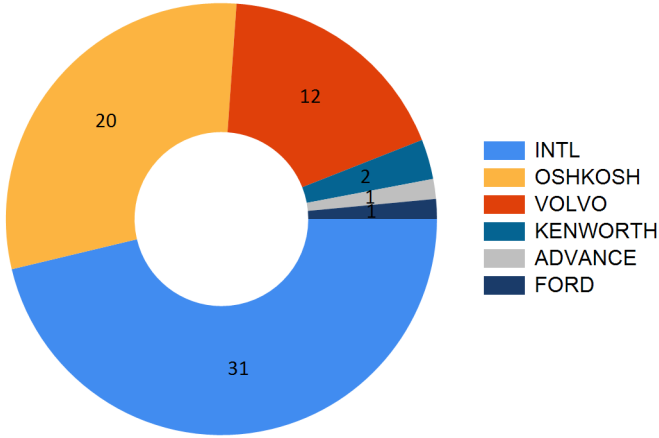
Category	Owned	Leased	Total
Straight Trucks	73	89	162
Tractors	12	5	17
<b>Total Trk</b>	<b>85</b>	<b>94</b>	<b>179</b>
Trailers	44	10	54
USDOT Trailer to Power Unit Ratio			0.302
Total Miles Per Year (VMT)			411,000
Avg Miles Per Power Unit			2,296

### USDOT Reported Drivers

Drivers	Interstate	Intrastate	Total
< 100 Miles	0	0	0
> 100 Miles	117	0	117
<b>Total</b>	<b>117</b>	<b>0</b>	<b>117</b>

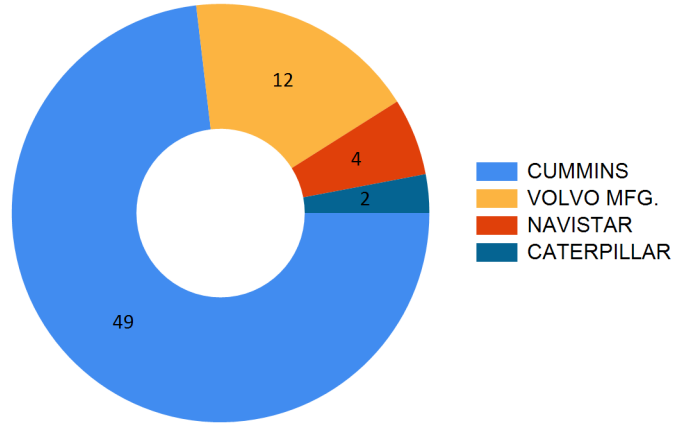
### Truck Brand Affinity

Distinct class 3-8 VINs identified in operation in the last 24 rolling months



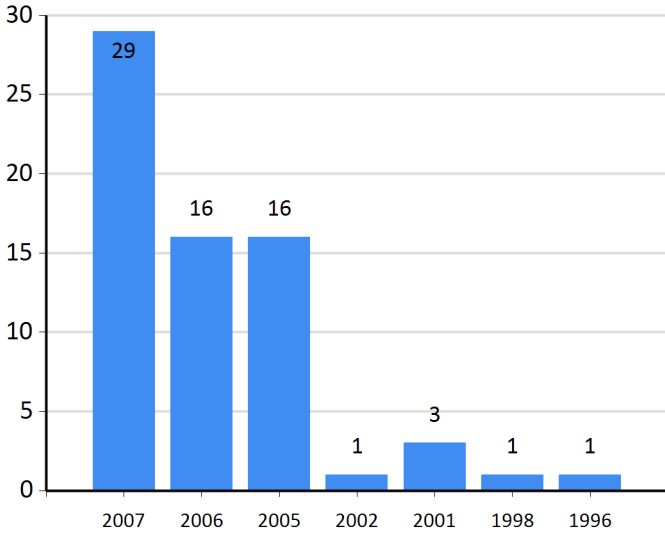
### Engine Brand Affinity

Distinct class 3-8 VINs identified in operation in the last 24 rolling months



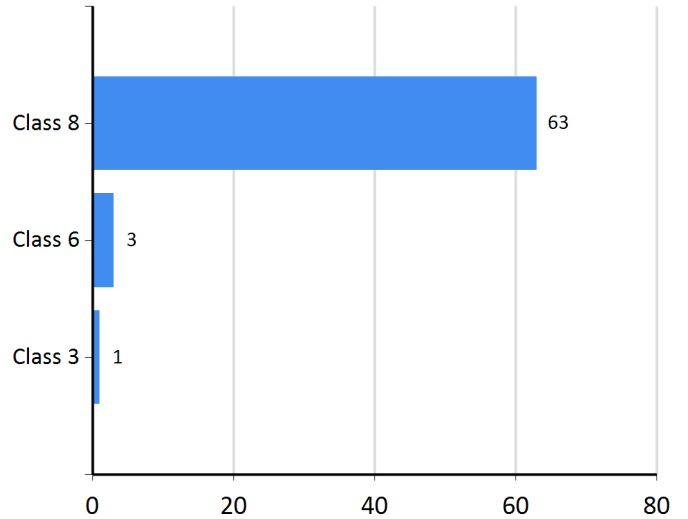
### Model Years in Operation

Distinct class 3-8 VINs identified in operation in the last 24 rolling months



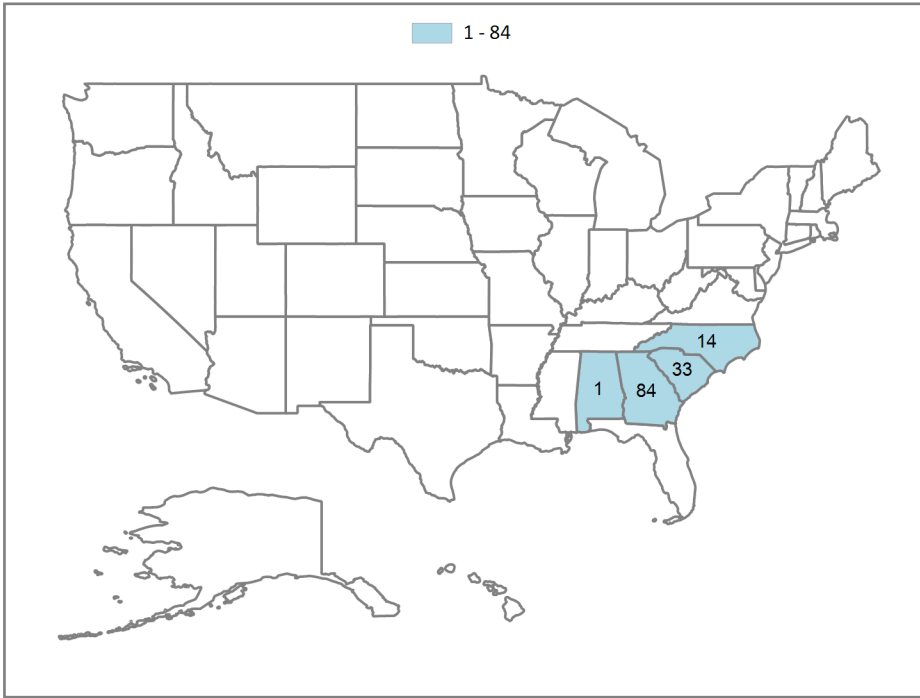
### GVWR Class

Distinct class 3-8 VINs identified in operation in the last 24 rolling months



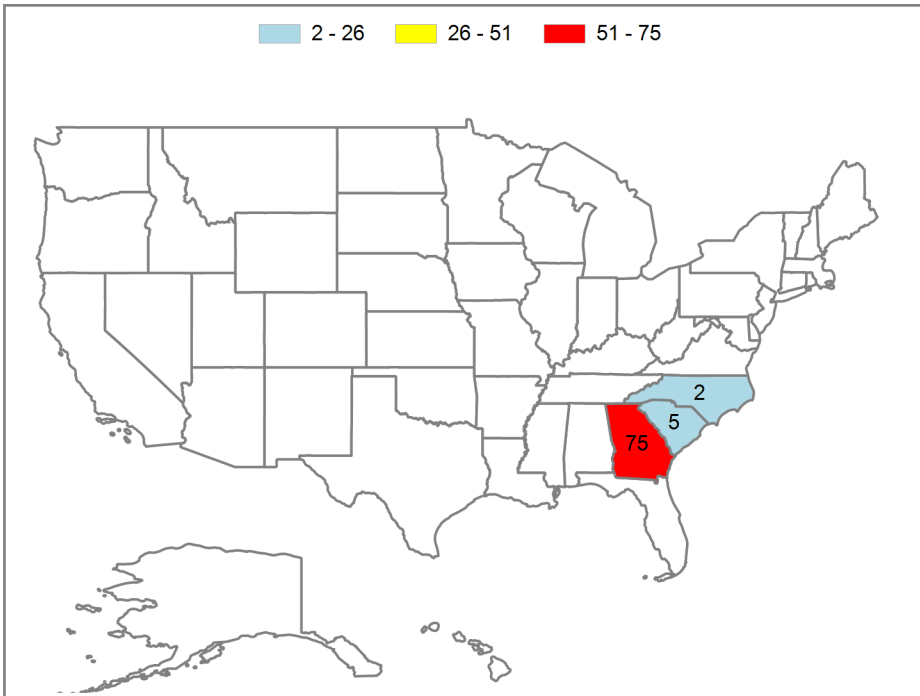
### Travel Lanes by State

Distinct RigDig® BI activity by state in last 36 months



### License Plate State | Possible Locations

Based on the license plate state for distinct VIN activity in RigDig® BI in the last 36 months.



### USDOT Reported Cargo Hauled

Cargo Types Reported by the Carrier to the USDOT

Dry Van Family	Beverages General Freight Household Goods Paper Products U.S. Mail
Refer Family	Refrigerated Food Meat Fresh Produce
Flatbed Family	Building Materials Logs, Poles, Beams, Lumber Machinery, Large Objects Meal (Sheet, Coils, Rolls) Oilfield Equipment
Tank Family	Chemicals Commodities Dry Bulk Liquids, Gases
Hopper Family	Coal, Coke Grain, Feed, Hay
Other Family	Construction Driveaway, Towaway Farm Supplies Garbage, Refuse, Trash Intermodal Containers Livestock Mobile Homes Motor Vehicles Passengers Utility Water Well ● Other Other Desc: Concrete
Hazmat	Hazardous Materials

FMCSA Safety Analysis	
<b>FMCSA Safety Rating</b>	
FMCSA Safety Rating	Satisfactory
Latest FMCSA Review	2004-07-22 (Compliance Review)
<b>CSA Category</b>	
<b>Current Alert Status</b>	
Unsafe Driver	NO
Fatigued Driver	NO
Driver Fitness	NO
Controlled Substance	NO
Vehicle Maintenance	NO

Accident Analysis	
<b>Accidents in Last 12 Months</b>	
Total Accidents	2
Accident Ratio (per VMT)	4.866
Accident Ratio Flag	High
Fatal Accidents	0
<b>Accidents in Last 24 Months</b>	
Total Accidents	5
Accident Ratio (per VMT)	12.165
Accident Ratio Flag	High
Fatal Accidents	0

### Top 20 Inspection Violations

Violations in the last 24 rolling months

